

Why do we do what we do?

\$1.53 Million

Median Home Price



2 out of 3 San Mateo children had to change schools after being displaced

27%

First-time homebuyers who can afford a median priced home



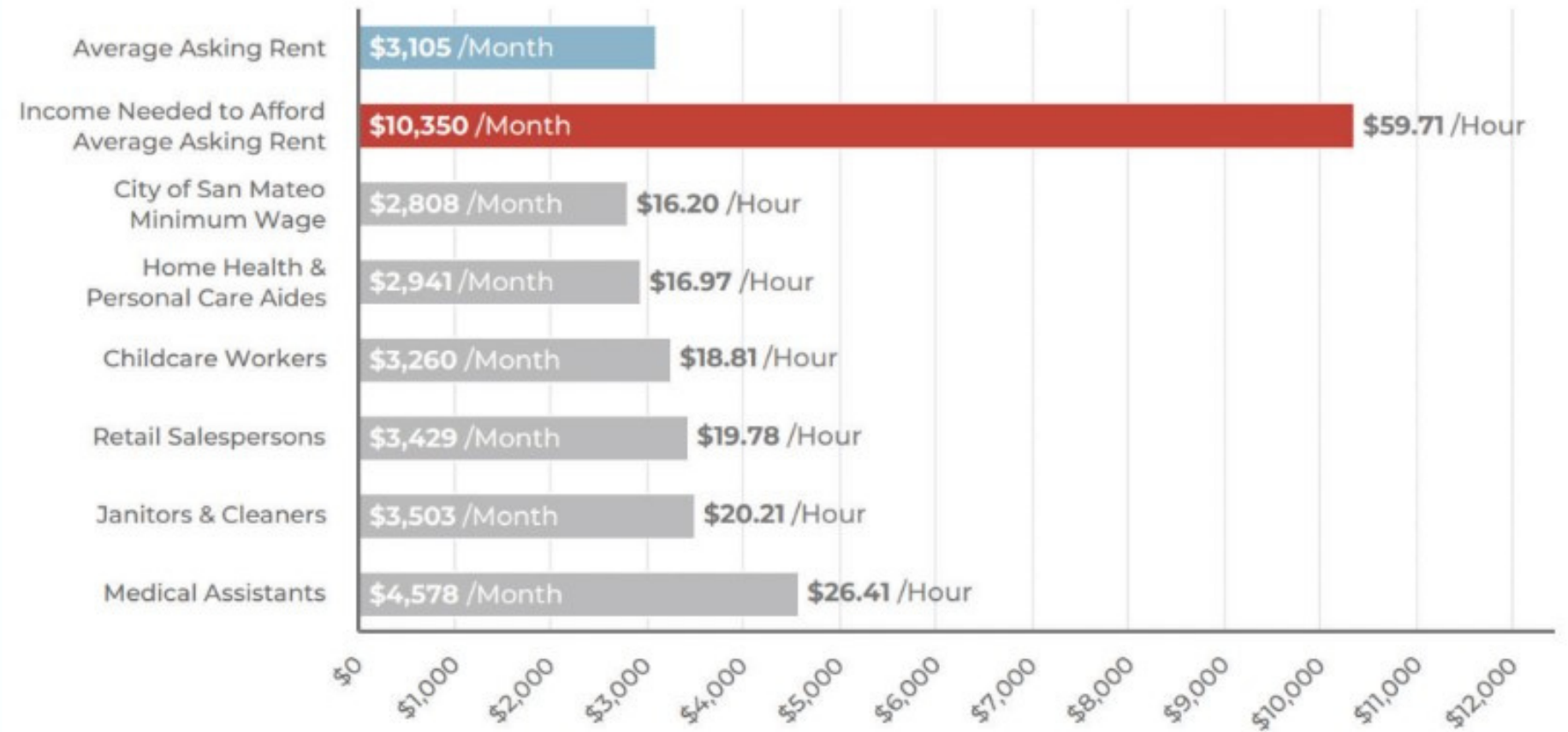
1 out of 3 households use more than 30% of their income on housing

Only 8

Homes were sold in 2022 below \$600,000

WHO CAN AFFORD TO RENT

Renters need to earn **3.7 times** minimum wage to afford the average asking rent in San Mateo County.



Source: California Housing Partnership - San Mateo County Housing Need Report 2022



HOUSING
LEADERSHIP
COUNCIL

October 2023

707-382-6786

ksimmons@hlcsmc.org

Why do we do what we do?

Housing production has not kept up to population or job growth



Build more affordable homes

Invest in the production of affordable homes for people with low incomes so we can keep the Bay Area vibrant and diverse.



Keep more homes affordable

Preserve existing affordable housing options. So our neighbors can all live in the communities we've always called home.



Stop homelessness before it happens

Prevent homelessness by keeping people in their homes. Building more affordable homes is the best long term solution.

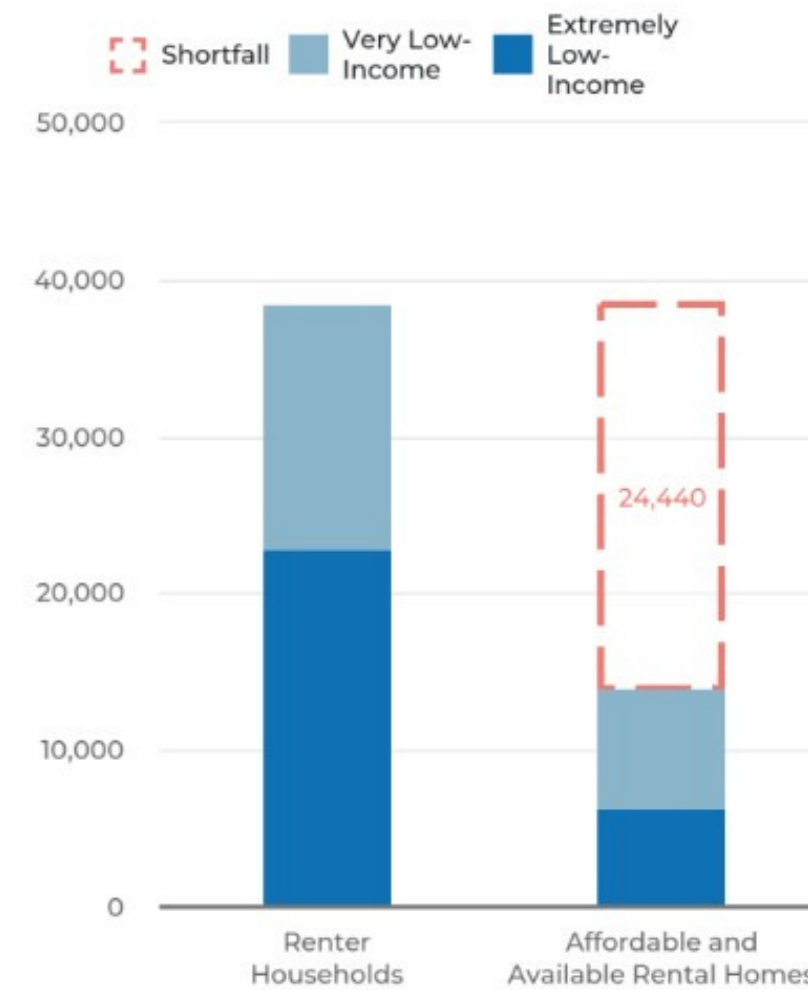


Keep renters in their homes

Protect our neighbors from the threat of eviction, displacement, and rents that rise faster than wages so they can stay in their homes and communities.

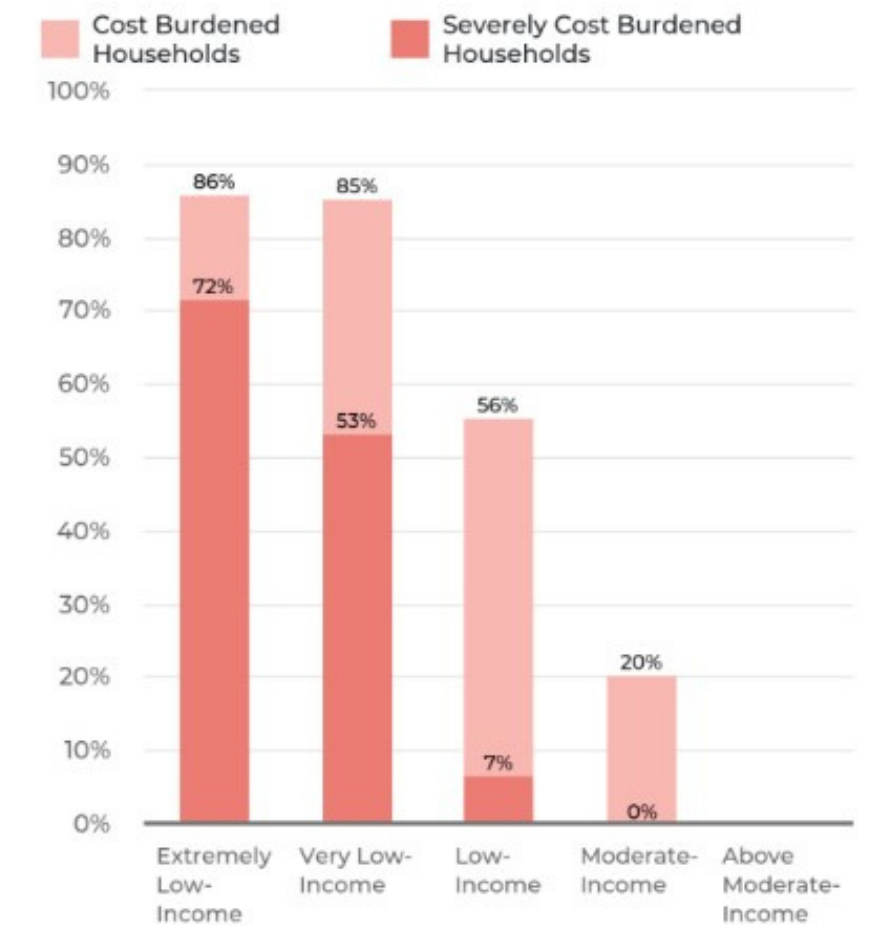
AFFORDABLE HOMES SHORTFALL

24,440 low-income renter households in San Mateo County do not have access to an affordable home (2019).



COST BURDENED RENTER HOUSEHOLDS BY INCOME

72% of ELI households in San Mateo County are paying more than half of their income on housing costs compared to 0% of moderate-income households (2019).



Source: California Housing Partnership - San Mateo County Housing Need Report 2022



HOUSING LEADERSHIP COUNCIL

October 2023

707-382-6786

ksimmons@hlcsmc.org