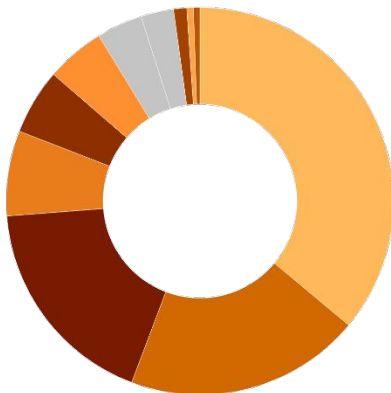


Housing Element Update State Required Components



Phase II Focus Group: Participant Demographics

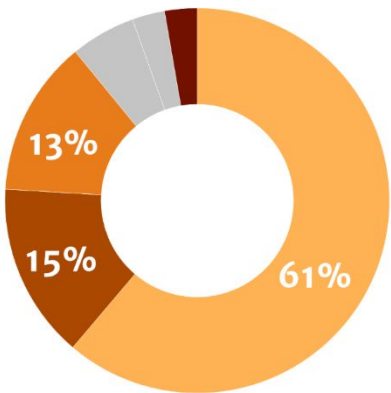
2022 UPDATE



Created with Datawrapper

Ethnicity/Race

- East Asian (e.g. Chinese, Japanese, Korean, Taiwanese) (36%)
- Hispanic, Latino, or Latinx (20%)
- Black, African-American, or African descendant (18%)
- South East Asian (e.g. Filipino, Vietnamese, Cambodian, Thai, Burmese, Indonesian, Laotian) (7%)
- American Indian (5%)
- White, European, or Caucasian (4.9%)
- Prefer not to answer (3.8%)
- Other not listed (2.7%)
- Native Hawaiian or other Pacific Islander (1.1%)
- Middle Eastern or Northern African (0.5%)
- South Asian (e.g. Indian, Pakistani, Nepali, Bangladeshi) (0.5%)

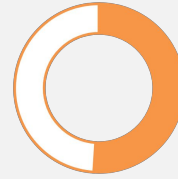


Housing status

- Renter (61%)
- Home-owner (15%)
- Living with family or not paying rent (13%)
- Prefer not to answer (5%)
- Other not listed (2.7%)
- Un-housed or in an unstable housing situation (2.7%)

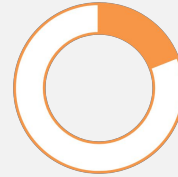


Focus group participants demographics



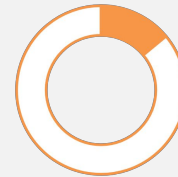
51%

Income: Less than \$50K



19%

Income: \$50K - \$70K



14%

People with Disabilities



28%

Families with Children

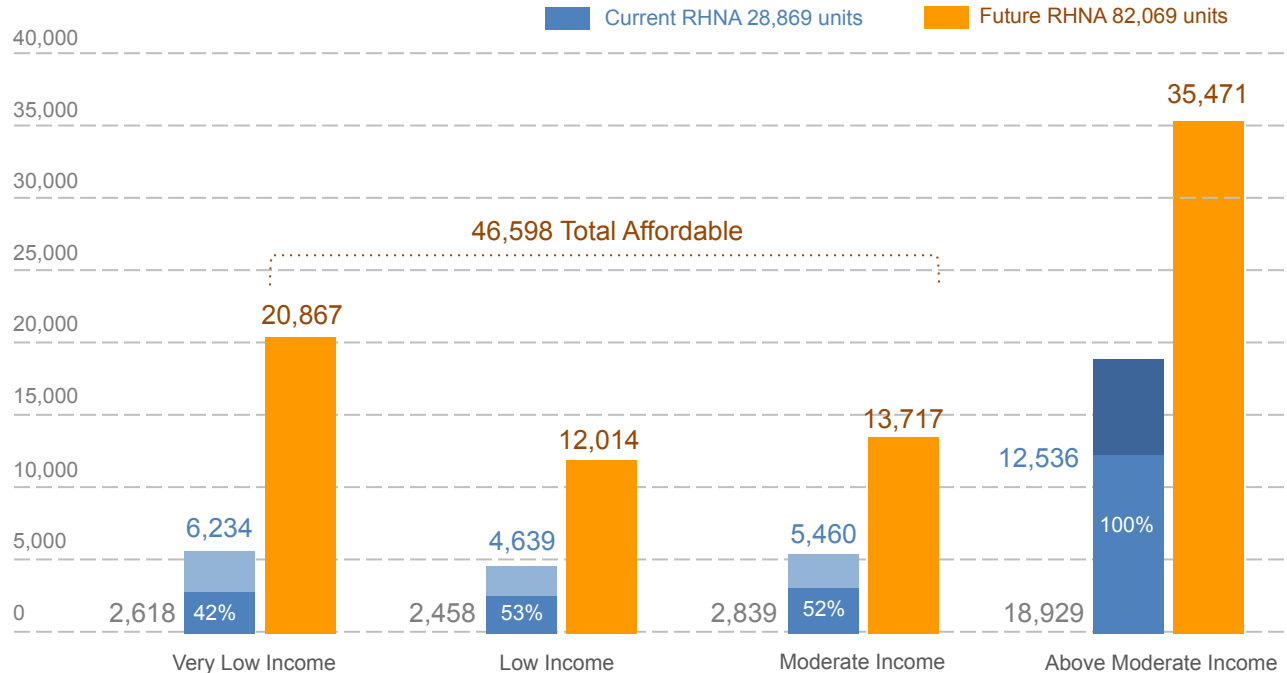
Regional Housing Needs Allocation (RHNA)

Minimum goals have nearly tripled since last cycle

2022 UPDATE



Percent indicates amount of minimum goal accomplished by 2021



Affirmatively Furthering Fair Housing

~ 33,000

Lower income units overall

~ 8,000 - 16,000

Lower income units in Well-resourced neighborhoods

25 – 50%



2022 UPDATE



Housing Element



San Francisco
Planning

Kimia Haddadan
Shelley Caltagirone
James Pappas
Malena Leon-Farrera
Reanna Tong
Maia Small
Miriam Chion

Elizabeth White
Alana Callagy
Chris Kern