

## Good Food Purchasing Executive Summary

San Francisco Unified School District, SY17-18

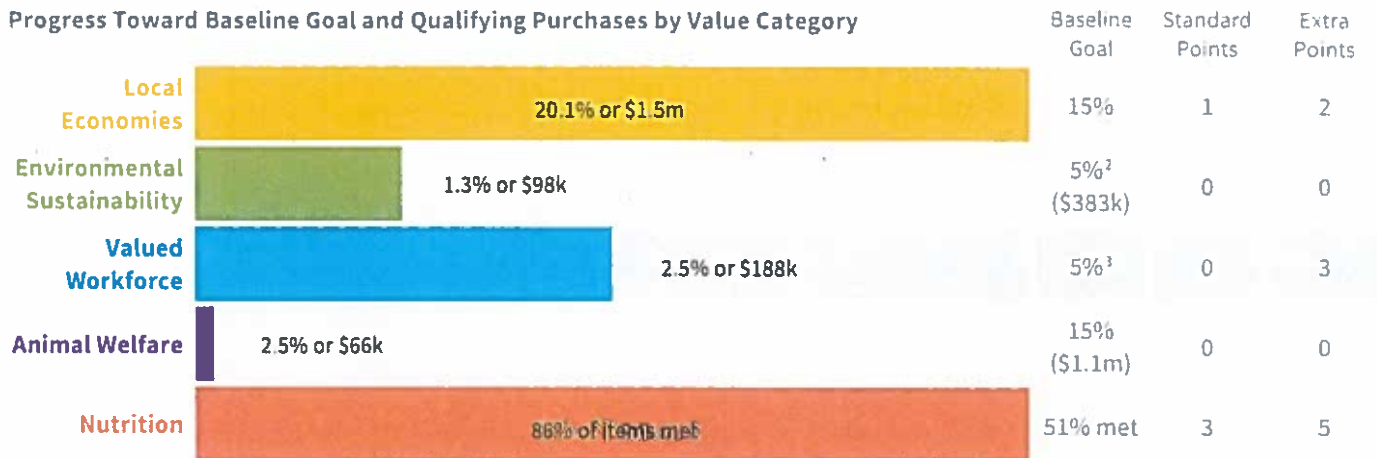
**\$7,664,935**  
in Total Food Spend<sup>1</sup>

**Baseline Met:** Local Economies, Nutrition  
**Baseline Not Yet Met:** Environmental Sustainability, Valued Workforce, Animal Welfare

**Total Points Earned**

14

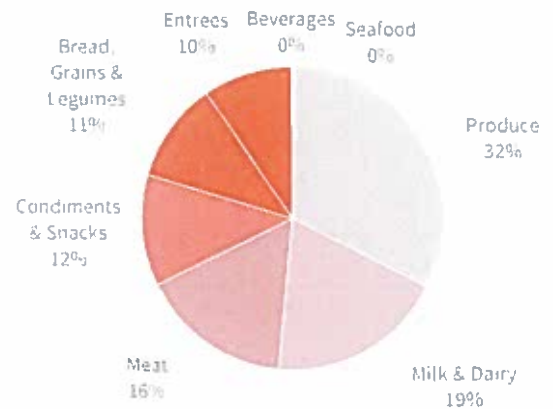
### Progress Toward Baseline Goal and Qualifying Purchases by Value Category



### Summary by Vendor

Value Category	SFUSD In-House	Revolution Foods
Local Economies	26% (\$536k) <sup>4</sup>	18% (\$1m)
Environmental Sustainability	0.8% (\$17k)	1.5% (\$82k)
Valued Workforce	0.8% (\$17k)	3% (\$171k)
Animal Welfare	2.1% (\$25k)	2.8% (\$45k)
Nutrition	86% applicable checklist items met	

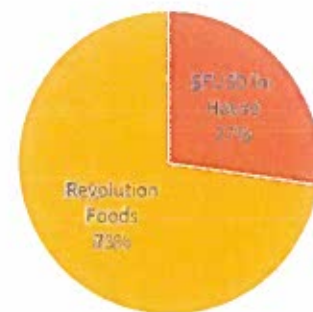
### Purchasing Summary by Product Type



### Summary of Next Steps

- **Local Economies:** Source an additional 3.9% (\$298k) from medium to small family or cooperatively-owned suppliers within 250 miles (*at least +1 point*).
- **Environmental Sustainability:** Purchase an additional 3.8% (\$283k) of food from Level 3 Sustainable sources; Source an additional 3% (\$81k) of antibiotic-free animal products (*+1 point*).
- **Valued Workforce:** Source an additional 2.5% (191k) of fair foods and outreach to vendors/suppliers with labor law violations (See Appendix A) (*+1 point*).
- **Animal Welfare:** Source a total of 4.1% (\$110k) of eggs, meat and dairy products from Level 3 High Animal Welfare sources (see Standards Overview) (*+1 point*).

### Purchasing Summary by Vendor



<sup>1</sup> The total food spend excludes \$209k in Non-Food items, including \$35k in USDA Admin Fee and FFAVORS DOD Admin Fee

<sup>2</sup> 5% of sustainable food from Level 3 sources (See Standards Overview)

<sup>3</sup> Baseline is met by conducting outreach to suppliers with labor law violations and purchasing at least 5% of fair food.

<sup>4</sup> Refers to % of total spend by vendor and qualifying purchases by vendor